



- 192.168.252.122
 - General Configuration
 - Client Groups
 - Job Schedules
 - Policies
 - Pending Jobs
 - FastBack Server Log
 - FastBack status

FastBack Manager

Setting a new paradigm for Data Protection and Recovery Capabilities Powered by IBM CDP On-Demand™ Technology

Fastback Manager GUI is an intuitive management and monitoring tool for the FastBack Server solution.

FastBack is a comprehensive Disk-Based Protection solution for Mission Critical Applications which allows quick Recovery of Systems, Volumes, Files and Application Data.



Tivoli Storage Manager FastBack



Configuration | Snapshots Monitor | Recovery

- 192.168.252.122
 - General Configuration
 - Storage Pool
 - WIN-AKIUPK4FA0C
 - Repository Pool
 - Users and Groups
 - Users
 - jpk
 - admin
 - Groups
 - LimitedGroup
 - SuperAdminGroup
 - AD Groups
 - Client Groups
 - WIN-AKIUPK4FA0C_Boot
 - Job Schedules
 - every 6hours
 - Policies
 - WIN-AKIUPK4FA0C_Boot every
 - Pending Jobs
 - FastBack Server Log
 - FastBack status

Network Configuration General	FastBack Mount Access Applications	Remote Repository Access Maintenance	DR Configuration	Alerts	Reporting Retries
Connect to FastBack Server					
<input type="text" value="192.168.252.122"/>		<input type="button" value="Connect"/>			
Events Log Level					
<input type="text" value="All Information"/>		<input type="button" value="Apply"/>		<input type="button" value="Clear"/>	
Restart FastBack Server on exceptions			Restart FastBack Server		
<input type="text" value="Reset and continue"/>			<input type="button" value="Restart"/>		
<input type="button" value="Apply"/>					
Maximum number of simultaneous full snapshots					
<input type="text" value="3"/>		<input type="button" value="Apply"/>		<input type="button" value="Restore default"/>	

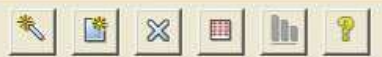
Received Users information

Repository status:1% used

5:11:21 PM



Tivoli Storage Manager FastBack IBM



Configuration | Snapshots Monitor | Recovery

192.168.252.122

- General Configuration
 - Storage Pool
 - WIN-AKIUPK4FA0C
 - Repository Pool
 - Users and Groups
 - Users
 - jpk
 - admin
 - Groups
 - LimitedGroup
 - SuperAdminGroup
 - AD Groups
 - Client Groups
 - WIN-AKIUPK4FA0C_Boot
 - Job Schedules
 - every 6hours
 - Policies
 - WIN-AKIUPK4FA0C_Boot every
 - Pending Jobs
 - FastBack Server Log
 - FastBack status

Network Configuration | FastBack Mount Access | Remote Repository Access | DR Configuration | Alerts | Reporting

General | Applications | Maintenance | Retries

Options

Windows

Preserve application consistency

Use IBM application quiescing

Use VSS application quiescing

Additional information

Purge Exchange server log files

Apply

Timeouts

Application quiescing time out (in minutes)

Job Schedule activity timeout (in minutes)

Apply



192.168.252.122

- General Configuration
 - Storage Pool
 - WIN-AKIUPK4FA0C
 - Repository Pool
 - Users and Groups
 - Users
 - jpk
 - admin
 - Groups
 - LimitedGroup
 - SuperAdminGroup
 - AD Groups
 - Client Groups
 - WIN-AKIUPK4FA0C_Boot
 - Job Schedules
 - every 6hours
 - Policies
 - WIN-AKIUPK4FA0C_Boot every
 - Pending Jobs
 - FastBack Server Log
 - FastBack status

Cleanup

Note: Disk cleanup policy affects the bandwidth required for the replication process. The more expired data and its underlying storage is freed up, the more bandwidth is required, since some data may have to be retransmitted.

- Maximal Disk Cleanup (highest bandwidth requirements) - recommended if no replication is used
- High Disk Cleanup (high bandwidth requirements)
- Low Disk Cleanup (low bandwidth requirements)
- Minimal Disk Cleanup (lowest bandwidth requirements) - mandatory if a third party replication product is used

Apply

Restore default

Repository usage alert

Alert when repository available space is below the following limit (in percent)

80

Apply

Immediate cleanup operations

Cancel run

Run now

Cleanup scheduler



Tivoli Storage Manager FastBack



Configuration | Snapshots Monitor | Recovery

- 192.168.252.122
 - General Configuration
 - Storage Pool
 - WIN-AKIUPK4FA0C
 - Repository Pool
 - Users and Groups
 - Users
 - jpk
 - admin
 - Groups
 - LimitedGroup
 - SuperAdminGroup
 - AD Groups
 - Client Groups
 - WIN-AKIUPK4FA0C_Boot
 - Job Schedules
 - every 6hours
 - Policies
 - WIN-AKIUPK4FA0C_Boot every
 - Pending Jobs
 - FastBack Server Log
 - FastBack status

Network Configuration	FastBack Mount Access	Remote Repository Access	DR Configuration	Alerts	Reporting
General	Applications	Maintenance		Retries	

Failed job recovery policy

Number of retries attempts after a snapshot failure

Number of minutes to wait before a retry, after a snapshot failure,


Received Users information

Repository status: 1% used

5:12:41 PM



Tivoli Storage Manager FastBack



192.168.252.122

- General Configuration
 - Storage Pool
 - WIN-AKIUPK4FA0C
 - Repository Pool
 - Users and Groups
 - Users
 - jpk
 - admin
 - Groups
 - LimitedGroup
 - SuperAdminGroup
 - AD Groups
 - Client Groups
 - WIN-AKIUPK4FA0C_Boot
 - Job Schedules
 - every 6hours
 - Policies
 - WIN-AKIUPK4FA0C_Boot every
 - Pending Jobs
 - FastBack Server Log
 - FastBack status

General Applications Maintenance Retries

Network Configuration FastBack Mount Access Remote Repository Access DR Configuration Alerts Reporting

FastBack Server Configuration

Obtain an IP address automatically

Use the following IP address:

IP Address:

Subnet Mask:

Default gateway:

Computer name:

Apply

Cancel

Received Users information

Repository status:1% used

5:13:05 PM



192.168.252.122

- General Configuration
 - Storage Pool
 - WIN-AKIUPK4FA0C
 - Repository Pool
 - Users and Groups
 - Users
 - jpk
 - admin
 - Groups
 - LimitedGroup
 - SuperAdminGroup
 - AD Groups
 - Client Groups
 - WIN-AKIUPK4FA0C_Boot
 - Job Schedules
 - every 6hours
 - Policies
 - WIN-AKIUPK4FA0C_Boot every
 - Pending Jobs
 - FastBack Server Log
 - FastBack status

Assign FastBack Mount access to repository

Select this checkbox to assign and configure FastBack Mount access to the repository (recommended). Fill in details of an existing Active Directory member in the fields below. These details will be used by FastBack Mount to access the repository.

Domain:

User name or group name:

Since FastBack Mount accesses the repository from the network, it must be assigned access privileges. If this option is not selected and configured, FastBack Mount will not be able to access the repository.

Show FastBack Mount repository access reminder message

Select this checkbox if you choose not to assign repository access to FastBack Mount at this time, and wish to be reminded to do so later.

Apply



Tivoli Storage Manager FastBack



Configuration | Snapshots Monitor | Recovery

- 192.168.252.122
 - General Configuration
 - Storage Pool
 - WIN-AKIUPK4FA0C
 - Repository Pool
 - Users and Groups
 - Users
 - jpk
 - admin
 - Groups
 - LimitedGroup
 - SuperAdminGroup
 - AD Groups
 - Client Groups
 - WIN-AKIUPK4FA0C_Boot
 - Job Schedules
 - every 6hours
 - Policies
 - WIN-AKIUPK4FA0C_Boot every
 - Pending Jobs
 - FastBack Server Log
 - FastBack status

General Applications Maintenance Retries

Network Configuration FastBack Mount Access Remote Repository Access DR Configuration Alerts Reporting

Fill in details of an existing Active Directory member in the fields below. These details will be used by the FastBack Server to access shared repository objects on the network.

User name:

Password:

Apply


Received Users information

Repository status:1% used

5:13:43 PM



Tivoli Storage Manager FastBack IBM



Configuration | Snapshots Monitor | Recovery

192.168.252.122

- General Configuration
 - Storage Pool
 - WIN-AKIUPK4FA0C
 - Repository Pool
 - Users and Groups
 - Users
 - jpk
 - admin
 - Groups
 - LimitedGroup
 - SuperAdminGroup
 - AD Groups
 - Client Groups
 - WIN-AKIUPK4FA0C_Boot
 - Job Schedules
 - every 6hours
 - Policies
 - WIN-AKIUPK4FA0C_Boot every
 - Pending Jobs
 - FastBack Server Log
 - FastBack status

General | Applications | Maintenance | Retries

Network Configuration | FastBack Mount Access | Remote Repository Access | **DR Configuration** | Alerts | Reporting

DR target type

FTP
 TSM

DR parameters

DR target

Server:

Login credentials

Username:
Password:
Confirm Password:

DR source

Branch name:

Compression
 Encryption

Apply Cancel

Immediate DR operations

Schedule DR operation

DR Scheduler

Test configuration
Run now

Tivoli Storage Manager FastBack IBM



Configuration | Snapshots Monitor | Recovery

- 192.168.252.122
 - General Configuration
 - Storage Pool
 - WIN-AKIUPK4FA0C
 - Repository Pool
 - Users and Groups
 - Users
 - jpk
 - admin
 - Groups
 - LimitedGroup
 - SuperAdminGroup
 - AD Groups
 - Client Groups
 - WIN-AKIUPK4FA0C_Boot
 - Job Schedules
 - every 6hours
 - Policies
 - WIN-AKIUPK4FA0C_Boot every
 - Pending Jobs
 - FastBack Server Log
 - FastBack status

General | Applications | Maintenance | Retries

Network Configuration | FastBack Mount Access | Remote Repository Access | DR Configuration | Alerts | Reporting

Alerts properties

Mail Server for sending alerts :

Recipients list

Alerts frequency

Send alerts every Hours

starting at:



Tivoli Storage Manager FastBack



Configuration | Snapshots Monitor | Recovery

192.168.252.122

- General Configuration
 - Storage Pool
 - WIN-AKIUPK4FA0C
 - Repository Pool
 - Users and Groups
 - Users
 - jpk
 - admin
 - Groups
 - LimitedGroup
 - SuperAdminGroup
 - AD Groups
 - Client Groups
 - WIN-AKIUPK4FA0C_Boot
 - Job Schedules
 - every 6hours
 - Policies
 - WIN-AKIUPK4FA0C_Boot every
 - Pending Jobs
 - FastBack Server Log
 - FastBack status

General | Applications | Maintenance | Retries

Network Configuration | FastBack Mount Access | Remote Repository Access | DR Configuration | Alerts | Reporting

Tivoli Common Report Setting:

Hostname/IP:

Port:

Apply

Received Users information | Repository status:1% used

5:14:37 PM



Tivoli Storage Manager FastBack



Configuration | Snapshots Monitor | Recovery

192.168.252.122

- General Configuration
 - Storage Pool
 - WIN-AKIUPK4FA0C
 - Repository Pool
 - Users and Groups
 - Users
 - jpk
 - admin
 - Groups
 - LimitedGroup
 - SuperAdminGroup
 - AD Groups
 - Client Groups
 - WIN-AKIUPK4FA0C_Boot
 - Job Schedules
 - every 6hours
 - Policies
 - WIN-AKIUPK4FA0C_Boot every
 - Pending Jobs
 - FastBack Server Log
 - FastBack status

Location/Label	Type	File System	Capacity	Free Capacity
No Label	BASIC	NTFS	39.99 GB	
REP_E	Repository	NTFS	159.99 GB	159.84 GB
System Reserved	BASIC	NTFS	100 MB	
No Label	BASIC	NTFS	59.9 GB	

Disks	Volumes (Logarithmic scale)			
BASIC 40 GB On-line	No Label 39.99 GB NTFS Healthy		5.23 MB Unallocated	
BASIC 160 GB On-line	REP_E 159.99 GB NTFS Healthy		12.27 MB Unallocated	
WIN-AKIUPK4F 60 GB On-line	1 MB Unallocated	System Reserved 100 MB NTFS Healthy	No Label 59.9 GB NTFS Healthy	1 MB Unallocated

Received Users information

Repository status: 1% used

5:15:05 PM



Tivoli Storage Manager FastBack



Configuration | Snapshots Monitor | Recovery

192.168.252.122


- General Configuration
 - Storage Pool
 - WIN-AKIUPK4FA0C**
 - Repository Pool
 - Users and Groups
 - Users
 - jpk
 - admin
 - Groups
 - LimitedGroup
 - SuperAdminGroup
 - AD Groups
 - Client Groups
 - WIN-AKIUPK4FA0C_Boot
 - Job Schedules
 - every 6hours
 - Policies
 - WIN-AKIUPK4FA0C_Boot every
 - Pending Jobs
 - FastBack Server Log
 - FastBack status

Location/Label	Type	File System	Capacity	Free Capacity
System Reserved (Boot)	BASIC	NTFS	100 MB	
No Label (C:)	BASIC	NTFS	59.9 GB	

Disks	Volumes (Logarithmic scale)		
WIN-AKIUPK4F BASIC 60 GB On-line	 1 MB Unallocated	 System Reserved (Boot) 100 MB NTFS Healthy	 No Label (C:) 59.9 GB NTFS Healthy
	 1 MB Unallocated		



Tivoli Storage Manager FastBack



Configuration | Snapshots Monitor | Recovery

- 192.168.252.122
 - General Configuration
 - Storage Pool
 - WIN-AKIUPK4FA0C
 - Repository Pool
 - Users and Groups
 - Users
 - jpk
 - admin
 - Groups
 - LimitedGroup
 - SuperAdminGroup
 - AD Groups
 - Client Groups
 - WIN-AKIUPK4FA0C_Boot
 - Job Schedules
 - every 6hours
 - Policies
 - WIN-AKIUPK4FA0C_Boot every
 - Pending Jobs
 - FastBack Server Log
 - FastBack status

Location/Label	Type	File System	Capacity	Free Capacity
REP_E	Repository	NTFS	159.99 GB	159.84 GB

Disks	Volumes (Logarithmic scale)	
BASIC 160 GB On-line	REP_E 159.99 GB NTFS Healthy	12.27 MB Unallocated



Tivoli Storage Manager FastBack



- 192.168.252.122
 - General Configuration
 - Storage Pool
 - WIN-AKIUPK4FA0C
 - Repository Pool
 - Users and Groups
 - Users
 - jpk
 - admin
 - Groups
 - LimitedGroup
 - SuperAdminGroup
 - AD Groups
 - Client Groups
 - WIN-AKIUPK4FA0C_Boot
 - Job Schedules
 - every 6hours
 - Policies
 - WIN-AKIUPK4FA0C_Boot every
 - Pending Jobs
 - FastBack Server Log
 - FastBack status

User Name:

Password:

Confirm Password:

User Description:

Groups:

Received Users information

Repository status:1% used

5:16:23 PM



Tivoli Storage Manager FastBack



Configuration | Snapshots Monitor | Recovery

- 192.168.252.122
 - General Configuration
 - Storage Pool
 - WIN-AKIUPK4FA0C
 - Repository Pool
 - Users and Groups
 - Users
 - jpk
 - admin
 - Groups
 - LimitedGroup
 - SuperAdminGroup
 - AD Groups
 - Client Groups
 - WIN-AKIUPK4FA0C_Boot
 - Job Schedules
 - every 6hours
 - Policies
 - WIN-AKIUPK4FA0C_Boot every
 - Pending Jobs
 - FastBack Server Log
 - FastBack status

Group name:

Group Description:

Available Users

Selected Members

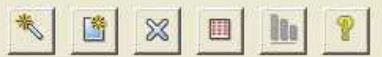
- jpk
- admin

Apply Cancel

Show Permissions



Tivoli Storage Manager FastBack



192.168.252.122

- General Configuration
 - Storage Pool
 - WIN-AKIUPK4FA0C
 - Repository Pool
 - Users and Groups
 - Users
 - jpk
 - admin
 - Groups
 - LimitedGroup
 - SuperAdminGroup
 - AD Groups
 - Client Groups
 - WIN-AKIUPK4FA0C_Boot
 - Job Schedules
 - every 6hours
 - Policies
 - WIN-AKIUPK4FA0C_Boot every
 - Pending Jobs
 - FastBack Server Log
 - FastBack status

Client Group Name: WIN-AKIUPK4FA0C_Boot

- Storage
 - WIN-AKIUPK4FA0C
 - System Reserved (Boot)
 - No Label (C:\)
 - Viewable Storage
 - Vol_0_0_(No Label)
 - Vol_1_0_(REP_E)
 - Vol_2_1_(System Reserved)
 - Vol_2_2_(No Label)

Apply Cancel



- 192.168.252.122
 - General Configuration
 - Storage Pool
 - WIN-AKIUPK4FA0C
 - Repository Pool
 - Users and Groups
 - Users
 - jpk
 - admin
 - Groups
 - LimitedGroup
 - SuperAdminGroup
 - AD Groups
 - Client Groups
 - WIN-AKIUPK4FA0C_Boot
 - Job Schedules
 - every 6hours
 - Policies
 - WIN-AKIUPK4FA0C_Boot every
 - Pending Jobs
 - FastBack Server Log
 - FastBack status

Job Schedule Name: every 6hours

Job Type: Incremental forever

Enable CDP

Run every: 6 hour(s)

Exclusion Periods >>

Run once a day at: 5:17 PM

Perform task on:

Monday Tuesday Wednesday Thursday

Friday Saturday Sunday

Application Aware Advanced Pause

Apply Cancel



Tivoli Storage Manager FastBack



- 192.168.252.122
 - General Configuration
 - Storage Pool
 - WIN-AKIUPK4FA0C
 - Repository Pool
 - Users and Groups
 - Users
 - jpk
 - admin
 - Groups
 - LimitedGroup
 - SuperAdminGroup
 - AD Groups
 - Client Groups
 - WIN-AKIUPK4FA0C_Boot
 - Job Schedules
 - every 6hours
 - Policies
 - WIN-AKIUPK4FA0C_Boot every 6hours
 - Pending Jobs
 - FastBack Server Log
 - FastBack status

Policy Name: WIN-AKIUPK4FA0C_Boot every 6hours

Enable DR

Number of generations:

Snapshots Priority:

Job Schedules :

- every 6hours

Client Groups :


- WIN-AKIUPK4FA0C_Boot

Add Remove Go to... Add Remove Go to...

Pause Apply Cancel



Tivoli Storage Manager FastBack



- 192.168.252.122
 - General Configuration
 - Storage Pool
 - WIN-AKIUPK4FA0C
 - Repository Pool
 - Users and Groups
 - Users
 - jpk
 - admin
 - Groups
 - LimitedGroup
 - SuperAdminGroup
 - AD Groups
 - Client Groups
 - WIN-AKIUPK4FA0C_Boot
 - Job Schedules
 - every 6hours
 - Policies
 - WIN-AKIUPK4FA0C_Boot every
 - Pending Jobs
 - FastBack Server Log
 - FastBack status

Status	Date	Time



Tivoli Storage Manager FastBack



Monitor Filter

- State
- Date
- Volume
- Job Schedule
- Policy

Filter / Refresh

Show All

State	Start time	Volume	Type	Job Schedule Na...	Duration (Est. Re...	Total Size	Backup Integrity I...	Agent OS
Completed	Nov 28, 2012 4:2...	Boot on WIN-AKI...	Full	every 6hours	00:00:03	24.22 MB	Consistent	WINDOWS 2008 (...)

Snapshots Loaded

Repository status:1% used





Volume-level Restore

Single volume restore

Disk Restore

Disk level restore.

FastBack Mount / Instant Restore

Mount snapshots.
Instant restore of volumes

Snapshots Loaded

Repository status:1% used

5:19:47 PM



- 192.168.252.122
 - General Configuration
 - Storage Pool
 - WIN-AKIUPK4FA0C
 - Repository Pool
 - Users and Groups
 - Users
 - jpk
 - admin
 - Groups
 - LimitedGroup
 - SuperAdminGroup
 - AD Groups
 - Client Groups
 - WIN-AKIUPK4FA0C_Boot
 - Job Schedules
 - every 6hours
 - Policies
 - WIN-AKIUPK4FA0C_Boot every
 - Pending Jobs
 - FastBack Server Log
 - FastBack status

Create Snapshot now

A quick and straight-forward way to perform an immediate snapshot

Simple Policy wizard

A quick and straight-forward way to perform recurring snapshots

Advanced Policy wizard

A step-by-step process to lead you through defining any kind of snapshots



Tivoli Storage Manager FastBack



Configuration | Snapshots Monitor | Recovery

- 192.168.252.122
 - General Configuration
 - Storage Pool
 - WIN-AKIUPK4FA0C
 - Repository Pool
 - Users and Groups
 - Users
 - jpk
 - admin
 - Groups
 - LimitedGroup
 - SuperAdminGroup
 - AD Groups
 - Client Groups
 - WIN-AKIUPK4FA0C_Boot
 - Job Schedules
 - every 6hours
 - Policies
 - WIN-AKIUPK4FA0C_Boot every
 - Pending Jobs
 - FastBack Server Log
 - FastBack status

```

DRHubConfigurator
8
Please Enter The TSM node:
jpk

***** DR HUB Configurator *****
*****
* 0 - Show Controller Commands. *
* 1 - Move Location type to LOCAL. *
* 2 - Set number of Expanding Threads. *
* 3 - Set number of Agent Threads. *
* 4 - Set Xmount Sync Time. *
* 5 - Set Temporary Folder. *
* 6 - Set TSM server. *
* 7 - Set TSM port. *
* 8 - Set TSM hub node. *
* 9 - Set TSM password. *
* 10 - Add TSM branch node. *
* 11 - Remove TSM branch node. *
* 12 - Show current TSM branch nodes. *
* 13 - Set TSM dedup. *
* 14 - Quit. *
*****
Waiting for input
  
```

Snapshots Loaded

Repository status: 1% used

5:20:51 PM



IBM Tivoli Storage Manager FastBack - InstallShield Wizard

Select Features

Select the features setup will install.

Select the features you want to install, and deselect the features you do not want to install.

	Description
<input checked="" type="checkbox"/> FastBack Server	Core FastBack software running on dedicated server.
<input type="checkbox"/> FastBack Client	
<input checked="" type="checkbox"/> FastBack Manager	
<input checked="" type="checkbox"/> FastBack Administrative Command Line	
<input checked="" type="checkbox"/> FastBack Mount	
<input checked="" type="checkbox"/> FastBack DR	
<input type="checkbox"/> Central Control Station	
<input checked="" type="checkbox"/> FastBack DR Hub Server	
<input checked="" type="checkbox"/> Documents	
<input type="checkbox"/>	

0.00 MB of space required on the C drive
33814.23 MB of space available on the C drive

InstallShield < Back Next > Cancel





Snapshot Log

Status	Branch	Date	Details
--------	--------	------	---------

Connect

Connect to Share | **Connect to TSM**

TSM Server

TSM Server Address:

TSM Server Port:

TSM Credentials

TSM Node:

TSM Password:

TSM As Node:

TSM Path

TSM Snapshots Path:

TSM Events Path:

OK Cancel

Volume	Type	Schedule
--------	------	----------

Day Week

Replication Stat

Key

Replication state

Ready

Not connected





FastBack Client Configurator

Tivoli. Storage Manager Fastback

FastBack Client Configurator

Hostname/IP of FastBack Server:

SAN module enabled:

OK Cancel

FastBack Server 6.1.4.0

Login

User Name

Password

Domain

Login Exit

Loading completed

Copyright © 2003-2008 FilesX Inc. All rights reserved.
Licensed Materials - Property of IBM 5724-U93 ©
Copyright IBM Corp. 2008, 2011 All Rights Reserved.
US Government Users Restricted Rights - Use,
duplication or disclosure restricted by GSA ADP
Schedule Contract with IBM Corp.

